


5 Laychequers Meadow

Taplow, Buckinghamshire

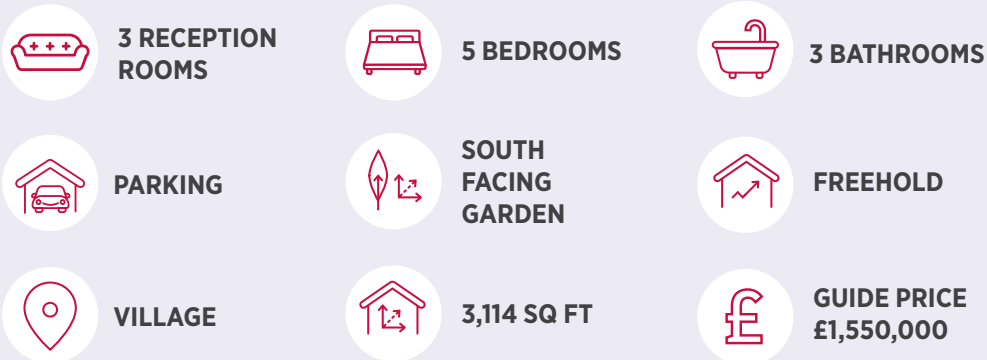


**STRUTT
& PARKER**

BNP PARIBAS GROUP 

A highly appealing, 5/6 bedroom contemporary home in an idyllic riverside village setting

Bordering the green open spaces of Taplow Park and just moments from the River Thames, this appealing family home forms part of the award-winning Taplow Riverside development, completed in 2017. Offering stylish interior design and presentation, the property features light and airy accommodation arranged over three storeys



The property

Built just 7 years ago by Berkeley Homes, the property sits amidst a collection of exclusive 21st century homes and provides a bright, spacious and versatile living environment, with the neutral décor creating an oasis of calm sophistication. The ground and first floors have under-floor heating, along with integrated ceiling speakers, and bathrooms are Villeroy & Boch.

The reception hall leads directly into a generously proportioned and enhanced kitchen, dining and sitting room where natural light floods inside courtesy of skylight windows and three sets of glazed sliding doors which connect to the rear garden. This room has ample space for relaxed seating and a dining zone, with beautiful parquet flooring unifying the space. The sleek Poggenpohl kitchen is in two complementary colour-tones, and the kitchen features stone work surfaces, integrated Siemens appliances, a Bora extraction hob and an island unit which creates a subtle divide.

A generously proportioned, flexible-use study is ideal for those seeking to work from home, and located off the reception hall is a cloakroom. Accessed from the kitchen is the former garage that offers a variety of options for usage, and a home gym.

The bedroom accommodation is arranged over the two upper floors. The principal room on the first level has an adjoining dressing room, a luxuriously-appointed en suite bathroom and French doors to a balcony. There are two further bedrooms on this floor, one of which is being utilised as a reception room and has doors opening to a south-facing Juliette balcony.

On the upper level are three additional bedrooms, one with the benefit of modern en suite facilities, and a smart family bathroom.



Outside

To the front, a paved pathway leads through a small low-maintenance garden to a covered entrance featuring two columns, and to the side is a double-width driveway providing off-road parking. The south-facing rear garden is laid to lawn with a number of evergreen sapling trees at the far margin which will offer a degree of privacy as they mature. A decked platform adjoins the back of the house offering opportunities for al fresco dining and relaxation.

Location

The property is situated on the westerly fringes of the riverside village of Taplow, with a comprehensive range of shopping, leisure and cultural amenities easily accessible in nearby Maidenhead. Within easy reach is the historic market town of Windsor with its appealing architecture, attractive streets, good range of shopping and beautiful parks.

Communication links are excellent with road-users having easy access to the M4, M25 and Heathrow Airport, whilst commuters are served by train stations

at Taplow and Maidenhead for journeys to London Waterloo and Paddington (Elizabeth Line).

Recreational facilities in the area include courses for golf-enthusiasts; horse racing at Ascot and Windsor; water sports at Taplow, Bray and Dorney Lakes and on the Thames, and wonderful riverside walks.

Well-regarded schooling in both the state and independent sectors are available in the vicinity.



Distances

- Maidenhead 1.5 miles
- Marlow 6.7 miles
- Windsor 7 miles
- Heathrow Airport (T5) 12.6 miles
- Central London 27 mile

Key Locations

- Old Priory Garden
- Ray Mill Island
- Cliveden House (National Trust)
- Braywick Sports and Recreation Ground
- Braywick Nature Centre
- Dorney Lake

Nearby Stations

- Taplow Station
- Maidenhead Station
- Furze Platt Station

Nearby Schools

- Newlands Girls' School
- St. Nicholas CofE School
- Oldfield Primary School
- Highfield Preparatory School
- St. Piran's
- Claires Court
- Sir William Borlase Grammar School
- Lambrook





The position & size of doors, windows, appliances and other features are approximate only.

☐☐☐ Denotes restricted head height

© ehouse. Unauthorised reproduction prohibited. Drawing ref. dig/8632909/NJD



Floorplans

Main House internal area 2,708 sq ft (252 sq m)

Garage internal area 406 sq ft (38 sq m)

Balcony external area 37 sq ft (3 sq m)

Total internal area 3,114 sq ft (289 sq m)

For identification purposes only.

Directions

SL6 0BF

what3words: ///ashes.newest.snow

General

Local Authority: South Buckinghamshire Council

Services: Mains electricity, gas, water and drainage.

Mobile and Broadband checker: Information can be found here <https://checker.ofcom.org.uk/en-gb/>

Council Tax: Band H

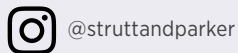

EPC Rating: B

Windsor

16 Park Street, Windsor, Berkshire SL4 1LU

01753 257217

windsor@struttandparker.com
struttandparker.com



Over 50 offices across England and Scotland, including Prime Central London

For the finer things in property.

